

“Cool Tools for Hot Videos” Resource Guide



Lon and Michelle's
Top Time Saving & Battle Tested Resources To Help
You Get Your Screencast Video Projects DONE!

LEGAL NOTICE

The publisher and/or authors have strived to be as accurate and complete as possible in the creation of this publication, notwithstanding the fact that they do not warrant or represent at any time that the contents within are accurate due to the rapidly changing nature of the Internet.

While all attempts have been made to verify information provided in this publication, the publisher and/or authors assume no responsibility for errors, omissions, or contrary interpretation of the subject matter herein.

This report is not intended for use as a source of legal, business, accounting or financial advice. All readers are advised to seek services of competent professionals in legal, business, accounting and finance field.

While examples of past results may be used occasionally in this work, they are intended to be for example purposes only. No representation is made or implied that the reader will do as well from using the suggested techniques, strategies, methods, systems, or ideas.

The publisher and/or authors do not assume any responsibility or liability whatsoever for what you choose to do with this information. Use your own judgment.

Any perceived slight of specific people or organizations and any resemblance to characters living, dead or otherwise, real or fictitious, is purely unintentional.

In practical advice books, like anything else in life, there are no guarantees of income made. Readers are cautioned to rely on their own judgment about their individual circumstances to act accordingly.

DISCLAIMER

Please note the information contained within this document is for educational purposes only.

Every attempt has been made to provide accurate, up to date and reliable complete information no warranties of any kind are expressed or implied. Readers acknowledge that the authors are not engaging in rendering legal, financial or professional advice.

By reading any document, the reader agrees that under no circumstances is the author responsible for any losses, direct or indirect, that are incurred as a result of use of the information contained within this document, including - but not limited to errors, omissions, or inaccuracies.

TechSmith, Camtasia, Camtasia Studio and SnagIt are either registered trademarks or trademarks of TechSmith in the United States and/or other countries. TechSmith box shot reprinted with permission from TechSmith Incorporated. This site is in no way affiliated with TechSmith Corporation.

All other trademarks are property of their respective owners.

Table of Contents

Introduction.....	1
Music Resources	3
Video Resources	4
Outsourcing	5
Public Domain Video Clips	6
Graphics and Images	6
Design Inspiration.....	8
Topic & Title Inspiration	9
E-Learning Design.....	9
Microphones.....	10
Video Training	11

Just so you know...

Screencast videos can be made with a variety of software on both Windows PC and Mac platforms. Most of the resources in this report are software and hardware “agnostic” but when it comes to tutorials, we use Camtasia Studio software on the Windows platform only... **sorry Mac users.**

Introduction

Welcome to this special **ScreenCast Coaching Video Resource Report!**

This report is a companion guide for the “Cool Tools for Hot Summer Videos” Webinar presentation.

You can watch the replay **HERE**:



<http://learncamtasia.com/cooltools>

Your Hosts:

Lon Naylor is a Camtasia video producer, trainer, coach and speaker. He's been creating and giving multimedia presentations since the early 1990's when he was a senior engineer with Microsoft Corp.



Since “retiring” from Microsoft in 1999 at age 41, Lon has stayed in touch with technology and developed several online businesses that have all focused on using screen capture videos (“screencasts”) as a major traffic generator, squeeze/sales page converter, product content and you name it... screencast videos can do it!



In 2008 Lon decided to partner with **Michelle Schoen** of Screencast Consulting Services and they co-founded LearnCamtasia.com. Michelle is a full-time Multimedia Specialist with 15 years of experience in designing e-learning, creating video tutorials and coaching on Virtual Event creation (webinars and teleseminars).

Before becoming a multimedia Specialist, Michelle's career included six years as a Website Designer and E-learning Specialist with AT&T and four years as a Project Manager of an Instructional Technology team at IBM.

Through all of their years of creating videos, one thing they've come to realize is that they seem to constantly turn to a **few select tools in the 'ole toolbox** that help them tremendously in terms of productivity, creativity and efficiency.

Lon and Michelle also spend a TON of time looking for new stuff that will make their video production life easier and keep an eye on the trends of what's hot and what's not.

Based on feedback from their students, they decided that others could certainly benefit from their experience and research. Enjoy!



Hey! **Why not connect with us?** We would love to hear from you!



Music Resources

One of your best tools for providing emotion and impact in your videos? Music! Here are some top tips and resources.

The Power of Sound & Music




In this clip of Lon Naylor presenting on stage, he talks about how music can instantly change the entire “feel” of a video.

Music Revolution



MusicRevolution provides royalty-free music at affordable prices. It has some really nice studio music tracks in the FREE Music section!

Free Stock Music



Royalty-free, no strings, no catches (including commercial use)...but always read the Terms of Use and licensing of ANY video asset!

Video Resources

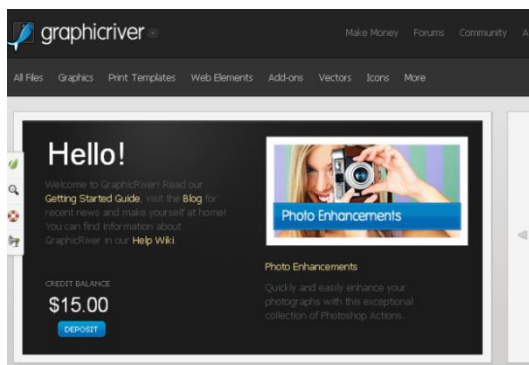
Screencast videos are wonderfully versatile but to be effective, engaging and watchable, they need to be visual.

VideoHive



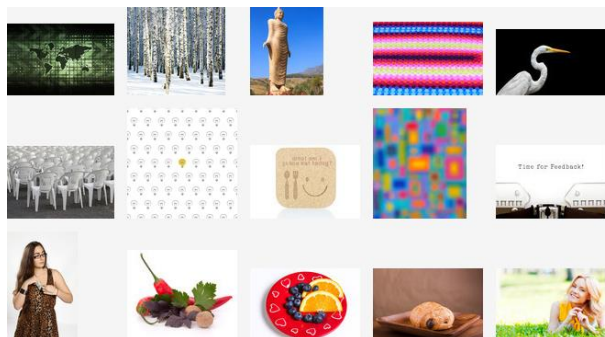
VideoHive is just one of the very useful and cost effective “marketplaces” in the Envato inventory. There is no cost to register for access to free resources every month.

Graphic River



A great source to find graphics, templates, vectors and more. Register for free and you can download an image every month to build your graphics library.

Photo Dune




Royalty free source of images that are organized by categories. Remember to download free file each month.

Outsourcing Resource

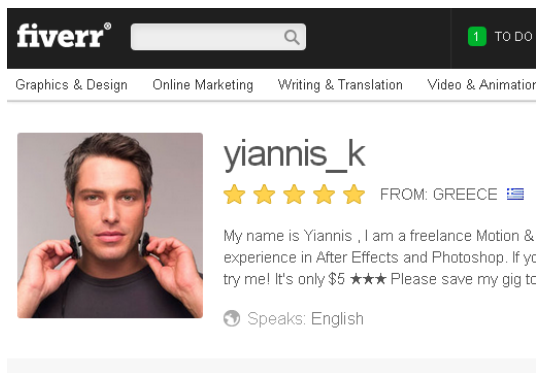
Finding some talent to supplement your efforts is a good thing.

Fiverr



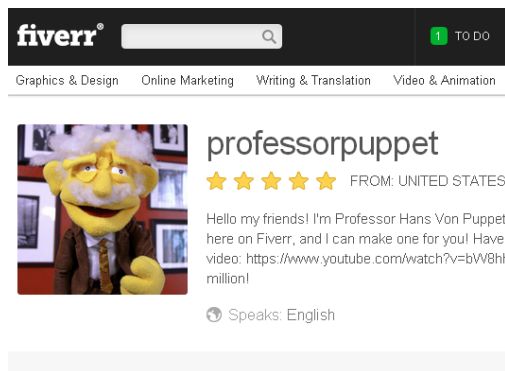
You can find TONS of useful folks here for everything from voice-overs to funny video clips. Check for people that have samples you can see and that have high ratings.

Fiverr After Effects Dude



Yiannis is a real professional who can take your VideoHive After Effects template purchases and modify them for you. Highly recommended. Tell him Lon Naylor sent you! :)

Professor Puppet

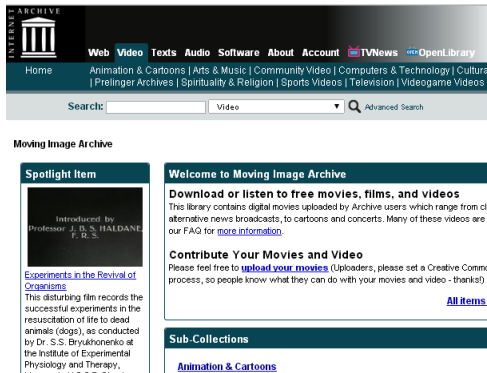


A professional voice-over AND a puppet show! Professor Puppet is a master at delivering quality, natural sounding acting performance that's fun and entertaining. Makes a great "pattern interrupt" for an intro, outro, or YouTube "Endcard".

Public Domain Video Clips

A lot of video content exists in what's called the "public domain" which means that you can use it without any copyright concerns. Nice!

Archive.org

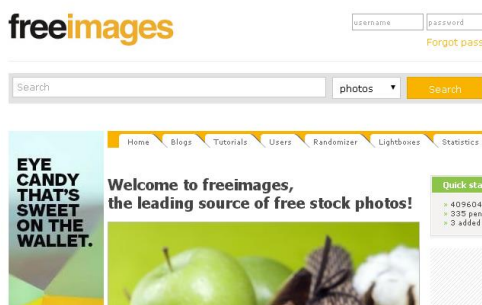


This library contains digital movies uploaded by Archive users which range from classic full-length films, to daily alternative news broadcasts, to cartoons and concerts. Many of these videos are available for free download. Fun and creative stuff by the TON that you can freely use. Make sure you see the "No Rights Reserved" emblem.

Graphics and Images

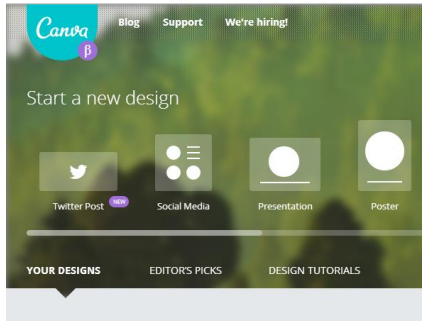
Images and photos can add visual impact and interest to all your video projects.

Free Stock Images



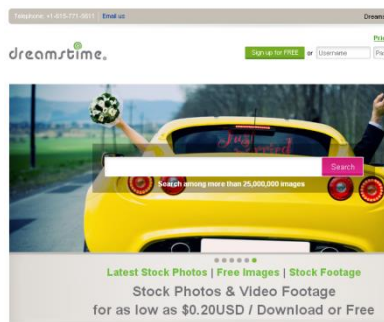
A nice image search engine that provides results for both free and low-cost images to use in your video and PowerPoint projects. Always be sure to read the Terms of Use and licensing for each and every image!!

Canva



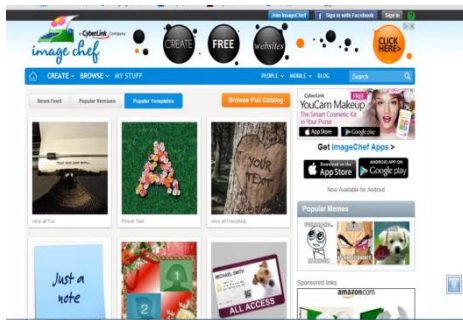
Design and create your own custom graphics right online using beautiful layouts and design elements. Useful for lots of graphics needs like social media posts, blog graphics, thumbnails, etc.

Dreamstime



Another stock photo site that we use quite a bit. Highly searchable to let you find and acquire the perfect image for your project quickly at a reasonable price.

ImageChef



Quickly crank out super fun custom graphics! Lots of templates where you can modify text, add your own images, and just go to town. Check out the Pro level to remove the image watermark and get larger sizes.

Design Inspiration

Looking at other presentation and video examples helps to inspire you with creating your own design.

SlideShare



SlideShare is a great site to visit when you need some inspiration for design. This site has become the largest community for sharing presentations, infographics, videos and webinars.

SlideShare Blog



The SlideShare Blog is a space for SlideShare users and fans to discuss and share best practices on the site, favorite presentations and new features.

Pinterest



There are several boards on Pinterest that provide graphic inspiration. One really great board is by Jackie Van Nice, an independent instructional designer.

Video Topic Inspiration & Titles

When you've run out of ideas, it helps to have a tool that will inspire you with topic ideas.

HubSpot



This nifty tool helps when writer's block strikes. Enter some key words into the form and this generator comes up with topic ideas and titles for your videos.

E-Learning Course Design Tools & Examples

Make your video training courses funner, cooler and professional using tools found online for E-Learning courses. Check out other people's examples for inspiration when creating your own presentations.

Articulate



Articulate provides documentation, templates and guides to help you build and manage e-learning courses.

Articulate Examples



Articulate has a community called E-Learning Heroes where members offer advice, ideas and examples of their courses.

Microphones

Using the proper tools when creating videos is essential for producing a professional product especially when it comes to recording devices.

Microphone Round-up



The maker of Camtasia Studio has compiled a list of desirable microphones in various price ranges. Remember, "Audio is King!"

Audio Technica AT2020 Studio Mic



Highly rated USB Condensor Mic that Michelle recommends and is also mentioned in the TechSmith Microphone Roundup listed above.

Video Training

Learn from the pros – these courses offer some of the most comprehensive and fastest ways to become skilled in creating, marketing and sharing videos for yourself and clients.

ScreenCast Video Coaching



One of our best selling and most beneficial programs that we offer at LearnCamtasia.com is our coaching membership. We host weekly LIVE webinars to walk you through any issues you are having with your screencast creation and provide cool tools like in this guide!

Video Traffic Academy

James Wedmore's course on converting YouTube viewers into action takers. Utilize YouTube to grow your business.

TubeMethod



Zane Miller and Jason Fladlien combine forces to teach you how to profit from YouTube, Google hangouts, and more.


NAMS



NAMMS
NOVICE TO ADVANCED
MARKETING SYSTEM

Monthly coaching program focusing on internet marketing tips and tricks. They also have a free membership option available.

Video Genesis



Video coaching covering more than just the basics. Over 100 videos covering topics such as what video converts the best to how to make your video visually appealing.

Tablet Video Training



Use your iPad and some low cost apps to create videos and presentation slides. Learn how easy it is to use these devices to wow your next audience.

We hope you found this report useful!

We know that one of the biggest things that held us up when we were first starting out trying to make good screencast videos was that we had to find all the tools and resources ourselves.

We really wish we'd had some good pointers back then... and we hope that you will be spared some time and frustration leveraging the hours and money we've already spent searching, evaluating, buying, testing and trying new stuff.

All the best,



Lon Naylor



Michelle Schoen

**For More Cool Tools, Tips and Resources,
check out the [Screencast Video Coaching](#) program...**

The
Screencast Video
Monthly Coaching
Program:

Today, for a **limited time** a bargain value at
\$27/mo. or \$147/year

\$47 VALUE **\$564 VALUE**

[LearnCamtasia.com/Coaching](http://learncamtasia.com/Coaching)

A promotional graphic for the Screencast Video Coaching Program. It features a 3D white character wearing a blue cap and a blue backpack, standing on a blue background. The text is white and blue, with a blue cloud-like shape containing the text '\$47 VALUE' and another blue cloud-like shape containing '\$564 VALUE'. The URL 'LearnCamtasia.com/Coaching' is at the bottom.

<http://learncamtasia.com/coaching>